

## STEP 1 START YOUR SOLAR SYSTEM!

PLACE SUN STICKER AT ONE END

PLACE KUIPER BELT STICKER AT OTHER END



## STEP 4 JUPITER'S ORBIT

FOLD THE SUN UP TO MEET SATURN

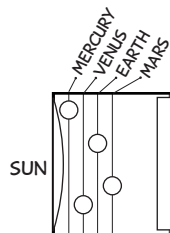
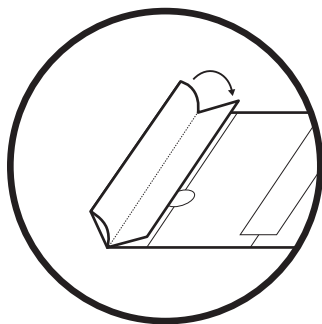
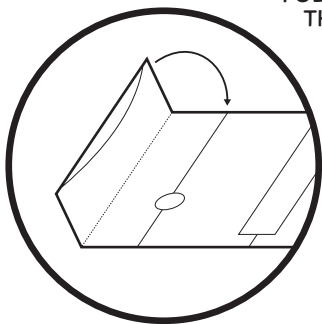


UNFOLD, MARK ORBIT AND PLACE JUPITER



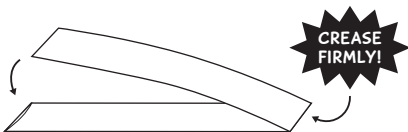
## STEP 7 MERCURY, VENUS + EARTH

FOLD THE SUN TO MARS, THEN FOLD SECTION IN HALF AGAIN.

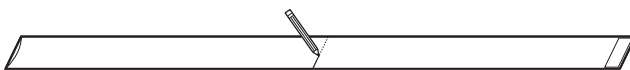


## STEP 2 URANUS' ORBIT

FOLD PAPER IN HALF



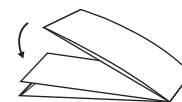
UNFOLD AND DRAW LINE IN CREASE



PLACE URANUS ON LINE

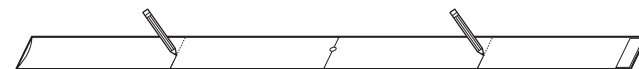


## STEP 3 NEPTUNE + SATURN'S ORBITS



REFOLD PAPER IN HALF AND IN HALF AGAIN TO MAKE FOURTHS

UNFOLD + DRAW LINES ON BOTH CREASES



PLACE SATURN

PLACE NEPTUNE



## STEP 5 THE ASTEROID BELT

NOW FOLD THE SUN UP TO MEET JUPITER

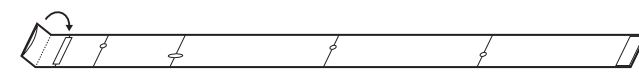


PLACE ASTEROID BELT ON CREASE



## STEP 6 MARS' ORBIT

FOLD THE SUN TO MEET THE ASTEROID BELT



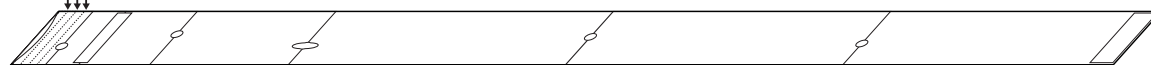
UNFOLD, MARK ORBIT AND PLACE MARS



UNFOLD PAPER AND YOU SHOULD HAVE 3 CREASES. DRAW ORBIT LINES AND PLACE:

MERCURY  
VENUS  
EARTH

YOUR SOLAR SYSTEM IS COMPLETE!



## STEP 8

THERE ARE MANY OTHER THINGS IN OUR SOLAR SYSTEM.

TRY ADDING IN SPACECRAFT EXPLORING THE PLANETS, OR SOME OF THE MOONS OF JUPITER. WHAT ELSE CAN YOU ADD?

