

# BUILD A FISH CHALLENGE:




Using the fish outline on the next page, **build your own fish** by filling in it's internal anatomy. Cut and paste the organs in the picture bank or draw your own.

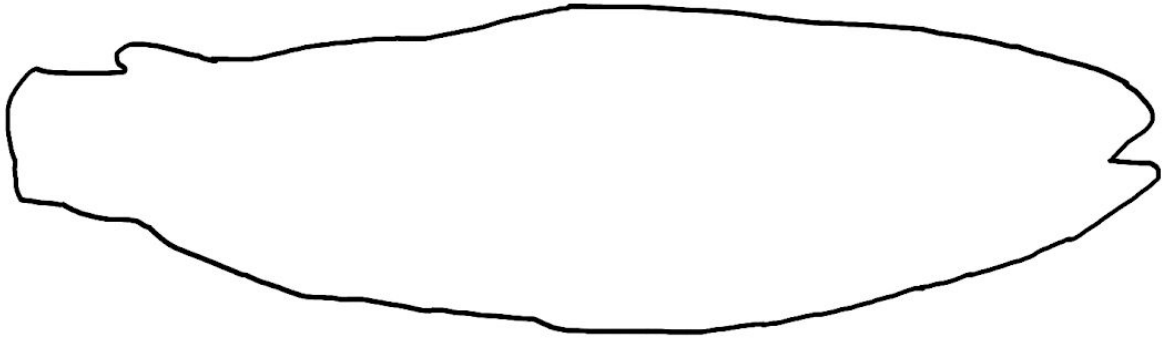
To help you figure out the correction organ placement, think about:

- The human anatomy, and where our organs are in our bodies.
- How each organ functions.
- How the organs work together in systems to help the fish survive.

**Use the picture/word bank on the next page to fill in the organs in their respective places based on what you learned in the virtual fish dissection.**



**Build your own fish in the box using these parts.** Cut out the body outline and body parts below, and then try to arrange them in their correct place.



EXTERNAL PARTS



Dorsal Fin



Pelvic Fin



Anal Fin

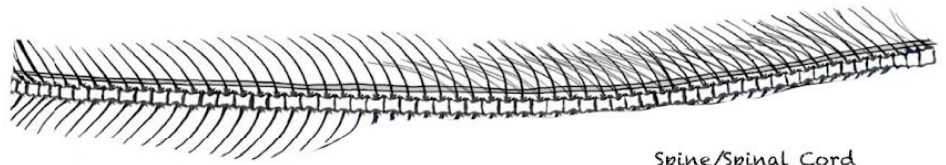


Caudal Fin



Pectoral Fin

INTERNAL PARTS



Spine/Spinal Cord



Ovaries



Gall Bladder



Heart



Brain



Kidney



Liver



Stomach



Esophagus



Intestine